



LAVATEC
Laundry Technology Inc.

PC-120
FLATWORK IRONERS

Advanced ironers for superior productivity, efficiency and quality results.

FLATWORK IRONERS
ADVANCED IRONING TECHNOLOGY

PC-120



More than 35 years experience manufacturing flatwork ironers has allowed us to evolve our range creating the most advanced flatwork ironer on the market, offering significant advances in control, efficiency, performance, durability and low maintenance costs.



UNRIVALLED IRONING QUALITY

The painstaking finish to all the elements that make up the PC-120, along with the cutting-edge electronics, provides absolute control over all the ironing parameters. The result is a perfect balance ENSURING CONSISTENTLY SUPERIOR IRONING QUALITY.

5 YEAR GUARANTEE

GIRBAU's priority is quality. Our commitment to quality is total, our quality control department checks every component at every stage of manufacture and assembly. The result is a product that is unique in the market offering long life and total reliability.

This commitment to quality enables us to offer a guarantee of up to **5 years**.





EFFICIENCY

Wide diameter fluid ducting and materials with high heat conductivity ensure a perfect transmission of heat to the linen.

VERSATILITY

Girbau has steam, thermal oil and gas versions available, in order to adapt to the needs of all clients.

CONFIGURABILITY

Versions with 1, 2 or 3 rollers, and widths of 3, 3.3 and 3.5 metres allow the PC-120 to adapt to every ironing requirement.

SAFETY

All Girbau machines comply with the highest safety requirements:

- 2006/42/CE Directive on Machine Safety
- 2006/95/CE Directive on Low Voltage
- 2004/108/CE Directive on Electromagnetic Compatibility
- 97/23/CE Directive on Equipment and Pressure
- 90/396/CEE Directive on Gas Appliances



TECHNOLOGY

CONTROL

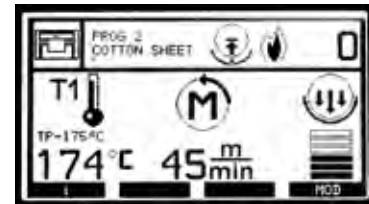
The INTELlgent evolution



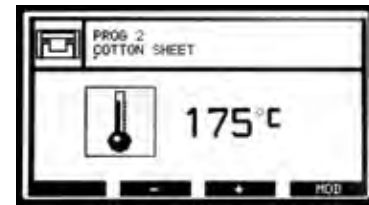
One of the major advances that the new PC-120 incorporates is INTEL control. This control system, already tried and tested with excellent results in our range of washing machines, allows all the ironing parameters to be controlled conveniently and precisely:

- Ironing speed.
- Temperature of each bed.
- Consumption of the motor for each roller.
- Ironing pressure.
- Speed differences between rollers.
- Oil temperature (model with built-in boiler).
- Temperature of the boiler exhaust (model with built-in boiler).

In addition, INTEL allows you to save up 49 different ironing programs in order to adapt the machine instantly to the various products and qualities required in the laundry



Main screen



Temperature selection screen



Ironing pressure adjustment screen



Program selection screen

TRANSMISSION: MAINTENANCE-FREE

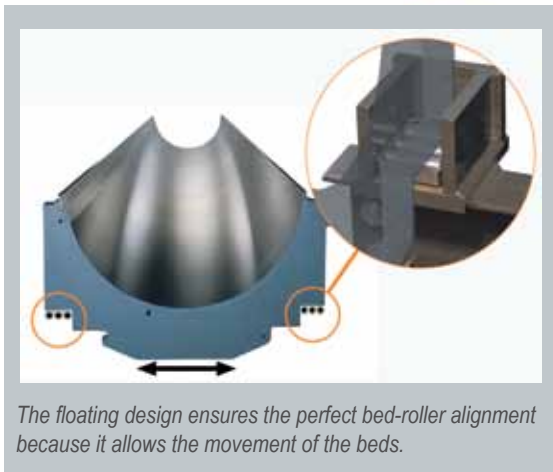



The movement of the rollers on the new PC-120 is performed using high-performance planetary reduction motors that are low-maintenance and resistant to high temperatures.

The reduction motors transmit the power to each roller independently and are electronically controlled using the very latest encoders and inverters.

Connected through a network of communications, they are synchronised, performing a perfect mechanical transmission. In this way belts, pulleys, chains and greasing are eliminated, and the maintenance and the risk of breakdowns is reduced.

T E C H N O L O G Y



The floating design ensures the perfect bed-roller alignment because it allows the movement of the beds.

THE BED: DURABILITY AND PERFORMANCE

The PC-120 beds have been designed three-dimensionally, applying parametric simulation technology to obtain a bed with an extensive fluid passage and optimum capacity for transmitting heat to the linen, enabling ironing at high speeds with the highest quality.

The S-COIL design of Girbau beds ensures uniform heating of the entire ironing surface and the elimination of cold areas.


Our beds are machined after welding, and then tested to a pressure of 20 bars and are given a final "mirror finish" polishing to obtain an excellent ironing result.

In addition, they comply with the directive on equipment under pressure and the strictest safety standards.




UNIFORM IRONING PRESSURE

Our flatwork ironers guarantee the ironing pressure across the whole bed run thanks to the flexibility of the padding, and the padding compression capacity of the SPRINGPRESS springs. This continues throughout the life of the padding, as can be seen in the following images:



New padding.
Compressed springs.



Worn padding.
Expanded springs.

ADJUSTABLE PNEUMATIC PRESSURE

All the PC-120 models incorporate a pneumatic supply valve controlled by a microprocessor, which allows the pressure to be varied according to ironing requirements. Ironing pressure can be configured for each ironing program

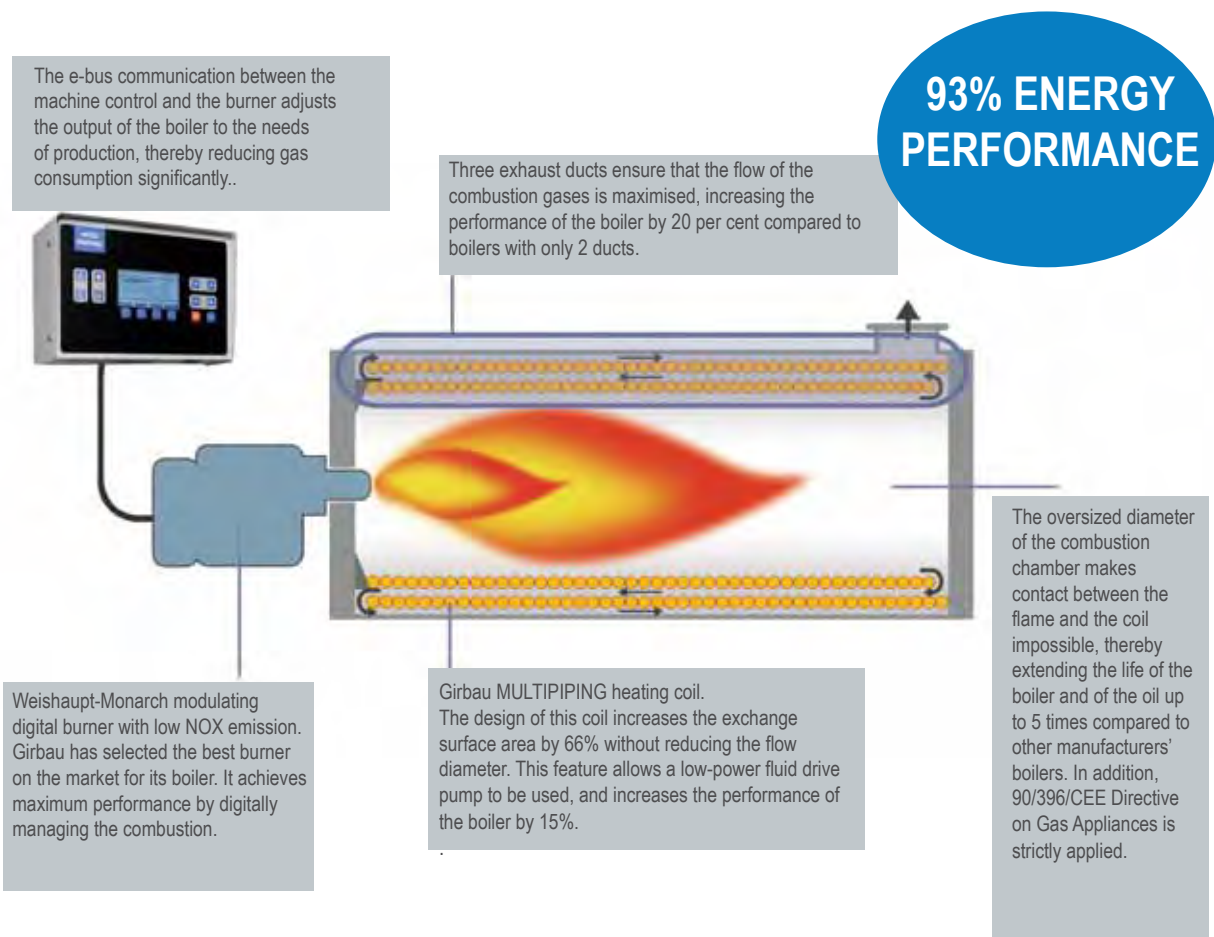
Low pressure	High pressure
<ul style="list-style-type: none"> ■ Longer padding life ■ Less mechanical fatigue ■ Lower motor consumption 	<ul style="list-style-type: none"> ■ Higher quality ■ Greater drying capacity

PC-120 GAS


Flatwork ironer with built-in heating

GIRBAU flatwork ironers with built-in heating represent the greatest achievable level of ironing efficiency and performance. In the PC-120 GAS, the flatwork ironer incorporates an integral boiler designed exclusively by GIRBAU, optimising fuel consumption adjusting it instantly to the ironing needs in real time, depending upon productivity, speed of ironing, humidity of the linen or the type of linen being ironed.

In addition, by not requiring steam or thermal oil installations, the cost of installation and maintenance are minimised with this ironer.



UP TO 25% LOWER CONSUMPTION



With its exclusive built-in high-performance gas boiler, the PC-120 allows savings of up to 15% of energy consumption compared to flatwork ironers supplied by a conventional external boiler system (steam or thermal oil).

This savings may rise to 25% when compared with other manufacturers' flatwork ironers with low-performance built-in boilers.

For example, a PC-120 GAS with a usable width of 3.3 metres and two rollers can save 40kWh compared to a steam flatwork ironer, and up to 90kWh compared to other brands of flatwork ironers with built-in boilers.

FLATWORK LINE CONFIGURATIONS

The flatwork line consists of a laundry feeder, a flatwork ironer, and lastly, a folder with stacker. There are different configuration possibilities. GIRBAU offers high performance ironing solutions.



DRF
This feeder's versatility ensures that there are no limits in your laundry in terms of feeding.



DRM
A simple manual front feeder that is economical and requires only a minimum of maintenance.

FL-KING



FL-SMART



FL-LITE



FL series

These offer reliability, productivity and the highest quality folding finish. For each type of laundry, Girbau has an FL Series folder that adapts to your requirements.



PC-120 PC-120 **GAS**

The most advanced flatwork ironer on the market, both in terms of control and efficiency, performance, durability and low maintenance costs.



PSN-80 PSN-80 **GAS**

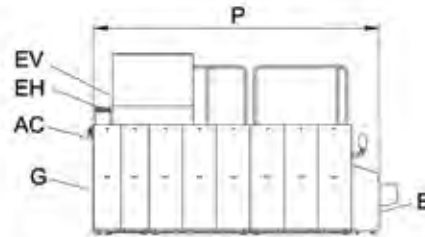
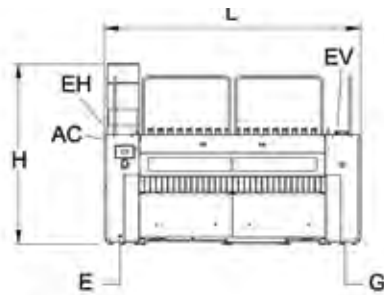
Quality and productivity in ironing with the maximum energy saving and respect for our environment.

	PC-120 118/1-roll	PC-120 130/1-roll	PC-120 138/1-roll	PC-120 118/2-roll	PC-120 130/2-roll	PC-120 138/2-roll	PC-120 118/3-roll	PC-120 130/3-roll	PC-120 138/3-roll
Cylinder Diameter <i>inch</i>	47.2	47.2	47.2	47.2	47.2	47.2	47.2	47.2	47.2
Usable Cylinder Width <i>inch</i>	118.1	129.9	137.8	118.1	129.9	137.8	118.1	129.9	137.8
Evaporation Capability <i>gal/h</i>									
Gas	62	62	62	121.5	121.5	121.5	—	—	—
Thermal Fluid/Steam	60	66	70	112.3	123.4	130.8	148.5	163.8	173.6
Ironing Speed <i>ft/min</i>	16-164	16-164	16-164	16-164	16-164	16-164	16-164	16-164	16-164
Net Weight <i>lbs</i>									
Gas	14,264	15,498	16,314	27,399	29,509	31,456	—	—	—
Thermal Fluid/Steam	11,343	12,677	13,448	22,520	25,067	26,643	33,698	37,457	39,838
Machine Width <i>inch</i>	171.4	183.2	191.1	171.4	183.2	191.1	171.4	183.2	191.1
Machine Depth <i>(without table) inch</i>									
Gas	95.9	95.9	95.9	163.5	163.5	163.5	—	—	—
Thermal Fluid/Steam	98.4	98.4	98.4	166.1	166.1	166.1	233.7	233.7	233.7
Machine Height <i>inch</i>	112.2	112.2	112.2	112.2	112.2	112.2	112.2	112.2	112.2
Motor Power <i>kW</i>									
Gas	17.7	17.7	17.7	36.8	36.8	36.8	—	—	—
Thermal Fluid/Steam	13	13	13	25.1	25.1	25.1	37.2	37.2	37.2
Circuit Protection Amps									
Gas 208-240/60/3	80	80	80	160	160	160	—	—	—
440-480/60/3	40	40	40	100	100	100	—	—	—
Thermal Fluid/Steam 208-240/60/3	63	63	63	125	125	125	160	160	160
440-480/60/3	32	32	32	63	63	63	100	100	100
Full Load Amps									
Gas 208-240/60/3	64.4	64.4	64.4	133.1	133.1	133.1	—	—	—
440-480/60/3	33.7	33.7	33.7	68.5	68.5	68.5	—	—	—
Thermal Fluid/Steam 208-240/60/3	46.7	46.7	46.7	89.9	89.9	89.9	133.1	133.1	133.1
440-480/60/3	24.4	24.4	24.4	46.8	46.8	46.8	69.2	69.2	69.2
Exhaust Diameter <i>inch</i>	9.8	9.8	9.8	9.8	9.8	9.8	9.8	9.8	9.8
Exhaust Air Flow <i>cfm</i>	971	971	971	1942	1942	1942	2943	2943	2943
Thermal Fluid Heating <i>BTU/h</i>	791,617	870,096	921,278	1,381,917	1,518,403	1,603,707	1,859,617	2,047,285	2,170,122
Gas Heating <i>BTU/h</i>	853,035	853,035	853,035	170,6071	170,6071	170,6071	—	—	—
Steam Heating <i>BTU/h</i>	791,617	870,096	921,278	1,381,917	1,518,403	1,603,707	1,859,617	2,047,285	2,170,122

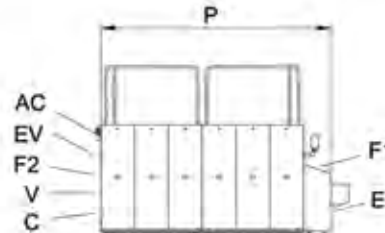
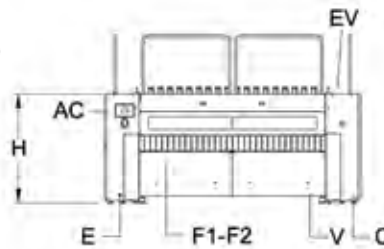
* Product specifications are subject to change without notice. For the most current and complete product specifications please visit www.girbauindustrial.com.



Gas version (G)



Steam version (V)
Thermal Oil version (AT)



DISTRIBUTED BY:

LAVATEC
Laundry Technology Inc.

49 Lancaster Dr., Beacon Falls, CT 06403
203.632.8777 • lvtusa.com