



**ENGINEERED FOR
A HIGHER RETURN**

LAVATEC 
Laundry Technology Inc.

“We don’t spend a lot of money keeping them running, and they’ve been running hard and long.”





**LAVATEC LAUNDRY
TECHNOLOGY INCLUDES:**

- Continuous Tunnel Washers
- Washer Extractors
- Hygienic Washers
- Extraction Presses
- Centrifuges
- Dryers
- Conveyors
- Rail Systems
- Ironers
- Feeders, Folders

ENGINEERED AND BUILT TO SURVIVE DECADES OF HEAVY DUTY COMMERCIAL LAUNDERING.

At every laundry like yours, sizeable long-term investments are made in the equipment. So durability is mandatory. The kind of durable performance exemplified by one Lavatec Laundry Technology (LLT) tunnel washer that's still on the job 27 years after it was installed.

Bringing this kind of longevity to LLT machinery is the practical side of our German engineering. It strives for simplicity of design. It incorporates the best components, finely-crafted, fit, tuned and tested to withstand the rigors of commercial laundering.

For decades.

Strengthen this kind of design with solid, stainless steel construction, reinforced joints, heavy-duty drive trains – all built and sealed to handle high temperatures and strong chemicals, and you can see why there's no such thing as planned obsolescence at LLT.

ENGINEERED AND CUSTOM BUILT TO MEET YOUR SPECIFIC HEAVY DUTY CHALLENGES

We build more than laundry machines. We create investments. So starting at the initial planning stage, we provide you with engineering and technical support to glean the kind of information that dictates how to build your equipment into a sound investment. We'll want to know what kind of fabrics you'll be laundering. What hygiene standards need to be met. We'll want to talk to your chemical supplier to determine optimum temperature and water flow requirements. We'll want to know what changes future plans might dictate. And of course we'll want to talk to your building construction engineers to assure proper foundation and housing requirements.

Your operation is unique. For higher returns, your equipment needs to be just as unique -- well-thought out and strongly built.

CONTROLLED WITH TECHNOLOGY THAT CREATES SIMPLICITY, NOT COMPLEXITY.

Like the mechanics of our equipment, LLT has developed reliable control technology for precision operation under tough conditions. It's operating intelligence that delivers a wide range of options for the flexibility to handle a wide range of laundering tasks and fabrics.

For easier operation, we equip our machines with an intuitive touch-screen interface, menus and programming guides that allow operators to quickly adapt to any situation.

Our tunnel washers, for example, offer the flexibility to handle up to 114 wash programs.


You can manage the washing process in each compartment. Switch rotation angles. Change from counter flow to direct flow. Monitor temperatures and pH levels. Change water levels without turning a valve. It all can be done electronically at the control station.

To keep accounting happy, the system can even calculate the cost of a laundering job.

So not only can LLT equipment deliver a high return over its lifecycle, it can prove it with hard data on production costs every day.

“LLT easily outperforms its competitors. We’re going to buy another tunnel and we are not even considering that other major brand.”





DESIGNED FOR EASIER RETROFITTING, MAINTENANCE AND FASTER REPAIRS.


Since the tunnel washer is the heart of a laundry's operation, we build ours with the flexibility to quickly adapt to new requirements and textiles down the road. For example, each double drum is capable of easy retrofitting to meeting new processing demands.

LLT tunnels employ four powered friction drives for wash drum rotation. It's a balanced source of power that never has to be lubricated. In the event that one, or even two motors should fail, the LLT system can still power a drum with the two remaining working motors. It's a huge advantage over a single chain drive that requires constant lubrication and periodic re-adjustment due to stretching. Water pump and control systems also feature

redundancies for backup assurance to keep LLT machines on the job.

With all LLT equipment, critical parts are engineered and designed to be easily accessible and maintenance-friendly. With the Windows operating system, automatic notices are given when scheduled maintenance is due – maintenance that can be performed with minimal downtime.

Finally, when parts are needed, LLT maintains an inventory of OEM replacement parts in the United States. If not the same day, overnight shipping can deliver the parts you need. In addition, LLT maintains the original drawings and bill of materials of every machine we've ever built.





THE ABILITY TO MINIMIZE LINEN REPLACEMENT COSTS

One of the largest capital expenditures a laundry can face is the yearly cost of linen replacement. So while some companies tout the ability to reduce washing times with increased mechanical action, the time saved is far outweighed by the cost of linens that must be replaced prematurely due to fabric deterioration caused by overly aggressive action. In other words, the most aggressive mechanical action is not necessarily the best.

So LLT provides you with the ability to provide as much, or as little action as you require. With the mechanical designs and control functions of LLT tunnels, you can program the exact amount of action, temperature and chemical strength needed for the most cost-efficient laundering of different types of textiles. This means you can actually set different rotational angles to a prescribed amount on the tunnel to adjust mechanical action. It's a huge LLT advantage.

“We’ve reduced water usage to as little as 0.3 gallons per pound.”



“I think it’s overall the best dollar for the dollar spent... the longevity of the equipment... the technology that’s brought the equipment to the floor.”

THE CAPABILITY TO MINIMIZE ENERGY, WATER AND CHEMICAL USAGE

LLT machines are designed and manufactured to consume the lowest amount possible of energy, water and chemicals. For starters, critical requirements for washers, extractors and dryers are monitored and controlled automatically by computer for maximum efficiency.

For customers who employ efficient counter-flow washing, we’ve refined the process to maximize recovery of water for re-use. The results can achieve water consumption as low as 0.3 gallons of water per pound of laundry processed.

Hydraulic oil temperatures on extraction presses are kept at optimum levels with a unique cooling system that employs both water and air. When water is applied for cooling, the used pre-heated water is transferred into the tunnel and recycled for the wash process. When the temperature of the air is sufficiently cool, a sensor automatically shuts off the flow of water and only air is used for cooling.

To keep steam usage low, every tunnel is insulated to conserve energy. As an option, a special insulation can be applied to the top cover to further reduce radiant heat loss.



FOR EVERY NEED: LAVATEC LAUNDRY TECHNOLOGY IS ENGINEERED FOR A HIGHER RETURN

CONVEYORS

- Monorail systems for soiled and clean work
- Step-loading conveyors
- Lift and traverse shuttles
- Suction systems
- All variations of discharge, transport and sorting conveyors



LT-SERIES CONTINUOUS TUNNEL WASHERS

- Bottom transfer, center transfer, single-drum and double-drum options
- Every double drum can be fitted for heating, draining, chemical injection, temperature and pH monitoring

LX-SERIES WASHER EXTRACTORS

- Minimal footprint with near-silent operation
- Touch-screen programming with diagnostic feedback
- Central computer accessible process control
- Lowest energy at any speed with single-motor inverter controlled drive
- Optional automatic systems available

Pass-through models from 80- to 530-pounds; front-loader models from 250- to 600-pounds



LP-SERIES WATER EXTRACTION PRESSES

- Programming from one to 60 bars
- Guidance system prevents head and basket damage
- Modifiable discharge direction
- Special compounds for friction and abrasion resistance
- Touch-screen controls with diagnostics

Models available from 55- to 220-pounds ranging from 30 to 60 bar extract pressure



- Touch-screen controls for up to 114 wash programs with diagnostics
- Low-maintenance four powered friction drives
- Incorporated water recovery and re-use system

Available in five to 20 chambers from 55- to 220-pound capacities

IRONERS AND FOLDERS

- Designed for the latest thermal and technical standards
- Insulated with high-quality thermal materials for energy conservation and cooler working environments
- Ergonomically designed for comfortable, economical use

Ironers in 800 mm or 1200 mm diameter. All feeders and folders designed to meet specific application



TT-SERIES DRYERS

- Low-maintenance cylinder door operation
- Air-assisted unloading or tilt discharge options
- Unique heat/burner system extends entire depth of drum for thorough, even drying
- Multi-phase temperature control with infrared monitoring system for energy reduction
- Touch-screen controls with diagnostics

Available with steam or gas heat from 140- to 600-pound capacities

LZ-SERIES CENTRIFUGES

- Precise construction for greater structural integrity
- Flexibility for straight, left or right discharge
- RPM speed programmable for fabric protection at maximum extraction
- Touch-screen control and diagnostics

Available in capacities from 75- to 220-pounds



“You want to find the best return for every dollar you spend. I found that Lavatec can be counted on to give you a quality product at a fair price, and maintain that equipment with a good backup group.”


TECHNICAL SUPPORT FOR FAST, KNOWLEDGEABLE SERVICE.

Once in operation, LLT provides on-going support with technical advice, maintenance procedures and troubleshooting help.

With our support network, all of America is covered by factory-trained technicians that can be on your site in hours. And at LLT, factory-trained literally means that every technician has been trained and certified at the LLT factory in Heilbronn, Germany.

To always assure technician availability, our dealer network is even set up so that a technician from one dealer can respond to another dealer’s customer needs in case of scheduling conflicts.

A 24-hour hotline means you’re never without answers on how to resolve problems to get equipment operating again at peak efficiency levels.





All LLT Load Warriors are precision-built by expert craftsmen at our factory in Heilbronn, Germany.

Lavatec Laundry Technology, Inc.

U.S.A. Headquarters
49 Lancaster Drive
Beacon Falls, Connecticut 06403

phone: 203.632.8777
www.lltusa.com



LAVATEC 
Laundry Technology Inc.